




QUARTERLY REPORT OF REVENUE AND OTHER RECEIPTS
As at the Quarter Ending March 31, 2023

Department : Department of Agriculture (DA)
 Agency : Bureau of Fisheries and Aquatic Resources
 Operating Unit : Regional Office - VIII
 Organization Code (UACS) : 05 003 0300008
 Fund Cluster : 01 - Regular Agency Fund

Classification/Sources of Revenue and Other Receipts	UACS CODE	REVENUE TARGET (Annual) per BESF	Actual Revenue and Other Receipts Collections					Cumulative Remittance/Deposits to Date			Variance		Remarks
			1st Quarter Ending March 31	2nd Quarter Ending June 30	3rd Quarter Ending Sept. 30	4th Quarter Ending Dec. 31	Total	Remittance to BTr	Deposited with AGDB	TOTAL	Amount	%	
1	2	3	4	5	6	7	8=[(6+(-)7)-8+9]	9	10	11=(9+10)	12=(8-3)	13=(12/3)	14
Regular Agency Fund		0.00	2,847,888.99	0.00	0.00	0.00	2,847,888.99	2,847,888.99	0.00	2,847,888.99	2,847,888.99	0 %	
Revenue Collections		0.00	713,035.00	0.00	0.00	0.00	713,035.00	713,035.00	0.00	713,035.00	713,035.00	0 %	
Cash Revenue		0.00	713,035.00	0.00	0.00	0.00	713,035.00	713,035.00	0.00	713,035.00	713,035.00	0 %	
Non-Tax		0.00	713,035.00	0.00	0.00	0.00	713,035.00	713,035.00	0.00	713,035.00	713,035.00	0 %	
Certification Fees	4020104002	0.00	400.00	0.00	0.00	0.00	400.00	400.00	0.00	400.00	400.00	0 %	
Other Processing Fees	4020113099	0.00	32,800.00	0.00	0.00	0.00	32,800.00	32,800.00	0.00	32,800.00	32,800.00	0 %	
Rent/Lease Income	4020205000	0.00	222,600.00	0.00	0.00	0.00	222,600.00	222,600.00	0.00	222,600.00	222,600.00	0 %	
Fines and Penalties - Business Income	4020223000	0.00	525.00	0.00	0.00	0.00	525.00	525.00	0.00	525.00	525.00	0 %	
Miscellaneous Income	4060999000	0.00	456,710.00	0.00	0.00	0.00	456,710.00	456,710.00	0.00	456,710.00	456,710.00	0 %	
Non-Revenue Collections/Other Receipts		0.00	2,134,853.99	0.00	0.00	0.00	2,134,853.99	2,134,853.99	0.00	2,134,853.99	2,134,853.99	0 %	
Cash Receipts		0.00	2,134,853.99	0.00	0.00	0.00	2,134,853.99	2,134,853.99	0.00	2,134,853.99	2,134,853.99	0 %	
Others		0.00	2,134,853.99	0.00	0.00	0.00	2,134,853.99	2,134,853.99	0.00	2,134,853.99	2,134,853.99	0 %	
Petty Cash	1010102000	0.00	3,950.78	0.00	0.00	0.00	3,950.78	3,950.78	0.00	3,950.78	3,950.78	0 %	
Due from Local Government Units	1030303000	0.00	2,106,050.10	0.00	0.00	0.00	2,106,050.10	2,106,050.10	0.00	2,106,050.10	2,106,050.10	0 %	
Receivables - Disallowances/Charges	1030501000	0.00	22,627.05	0.00	0.00	0.00	22,627.05	22,627.05	0.00	22,627.05	22,627.05	0 %	
Advances to Officers and Employees	1990104000	0.00	2,057.00	0.00	0.00	0.00	2,057.00	2,057.00	0.00	2,057.00	2,057.00	0 %	
Other Maintenance and Operating Expenses	5029999000	0.00	169.06	0.00	0.00	0.00	169.06	169.06	0.00	169.06	169.06	0 %	
TOTAL		0.00	2,847,888.99	0.00	0.00	0.00	2,847,888.99	2,847,888.99	0.00	2,847,888.99	2,847,888.99	0 %	

Certified Correct:

 MARICEL P. DACUITAL
 OIC, Accounting
 Date: April 5, 2023

Recommending Approval:

 KARLEEN R. DESTURA
 OIC, Finance & Admin/ Budget
 Date: April 5, 2023


Approved By:

 DR. HANNIBAL M. CHAVEZ
 Regional Director
 Date: April 5, 2023





QUARTERLY REPORT OF REVENUE AND OTHER RECEIPTS
As at the Quarter Ending March 31, 2023

Department : Department of Agriculture (DA)
 Agency : Bureau of Fisheries and Aquatic Resources
 Operating Unit : Regional Office - VIII
 Organization Code (UACS) : 05 003 0300008
 Fund Cluster : 03 - Special Account - Locally Funded/Domestic Grants Fund

Classification/Sources of Revenue and Other Receipts	UACS CODE	REVENUE TARGET (Annual) per BESF	Actual Revenue and Other Receipts Collections					Cumulative Remittance/Deposits to Date			Variance		Remarks
			1st Quarter Ending March 31	2nd Quarter Ending June 30	3rd Quarter Ending Sept. 30	4th Quarter Ending Dec. 31	Total	Remittance to BTr	Deposited with AGDB	TOTAL	Amount	%	
1	2	3	4	5	6	7	8=[(6+(-)7)-8+9]	9	10	11=(9+10)	12=(8-3)	13=(12/3)	14
Special Account - Locally Funded/Domestic Grants Fund		0.00	1,364,814.80	0.00	0.00	0.00	1,364,814.80	1,365,854.80	0.00	1,365,854.80	1,364,814.80	0 %	
Revenue Collections		0.00	1,364,814.80	0.00	0.00	0.00	1,364,814.80	1,365,854.80	0.00	1,365,854.80	1,364,814.80	0 %	
Cash Revenue		0.00	1,364,814.80	0.00	0.00	0.00	1,364,814.80	1,365,854.80	0.00	1,365,854.80	1,364,814.80	0 %	
Non-Tax		0.00	1,364,814.80	0.00	0.00	0.00	1,364,814.80	1,365,854.80	0.00	1,365,854.80	1,364,814.80	0 %	
Other Permit Fees	4020101099	0.00	414,860.00	0.00	0.00	0.00	414,860.00	415,900.00	0.00	415,900.00	414,860.00	0 %	
Registration Fees	4020102000	0.00	1,400.00	0.00	0.00	0.00	1,400.00	1,400.00	0.00	1,400.00	1,400.00	0 %	
Certification Fees	4020104002	0.00	3,800.00	0.00	0.00	0.00	3,800.00	3,800.00	0.00	3,800.00	3,800.00	0 %	
Licensing Fees	4020106000	0.00	32,216.00	0.00	0.00	0.00	32,216.00	32,216.00	0.00	32,216.00	32,216.00	0 %	
Other Processing Fees	4020113099	0.00	4,200.00	0.00	0.00	0.00	4,200.00	4,200.00	0.00	4,200.00	4,200.00	0 %	
Fines and Penalties - Service Income	4020114000	0.00	907,988.80	0.00	0.00	0.00	907,988.80	907,988.80	0.00	907,988.80	907,988.80	0 %	
Miscellaneous Income	4060999000	0.00	350.00	0.00	0.00	0.00	350.00	350.00	0.00	350.00	350.00	0 %	
TOTAL		0.00	1,364,814.80	0.00	0.00	0.00	1,364,814.80	1,365,854.80	0.00	1,365,854.80	1,364,814.80	0 %	

Certified Correct:

 MARICEL P. DACUITAL
 OIC, Accounting
 Date: April 5, 2023

Recommending Approval:

 KARLEEN R. DESTURA
 OIC, Finance & Admin/ Budget
 Date: April 5, 2023


Approved By:

 DR. HANNIBAL M. CHAVEZ
 Regional Director
 Date: April 5, 2023





QUARTERLY REPORT OF REVENUE AND OTHER RECEIPTS
As at the Quarter Ending March 31, 2023

Department : Department of Agriculture (DA)
 Agency : Bureau of Fisheries and Aquatic Resources
 Operating Unit : Regional Office - VIII
 Organization Code (UACS) : 05 003 0300008
 Fund Cluster : 07 - Trust Receipts

Classification/Sources of Revenue and Other Receipts	UACS CODE	REVENUE TARGET (Annual) per BESF	Actual Revenue and Other Receipts Collections					Cumulative Remittance/Deposits to Date			Variance		Remarks
			1st Quarter Ending March 31	2nd Quarter Ending June 30	3rd Quarter Ending Sept. 30	4th Quarter Ending Dec. 31	Total	Remittance to BTr	Deposited with AGDB	TOTAL	Amount	%	
1	2	3	4	5	6	7	8=[(6+(-)7)-8+9]	9	10	11=(9+10)	12=(8-3)	13=(12/3)	14
Trust Receipts		0.00	3,041,987.25	0.00	0.00	0.00	3,041,987.25	6,800.00	3,035,187.25	3,041,987.25	3,041,987.25	0 %	
Other Trust Receipts Deposited with the National Treasury		0.00	6,800.00	0.00	0.00	0.00	6,800.00	6,800.00	0.00	6,800.00	6,800.00	0 %	
Customers' Deposits Payable		0.00	6,800.00	0.00	0.00	0.00	6,800.00	6,800.00	0.00	6,800.00	6,800.00	0 %	
Trust Receipts Deposited with Authorized Government Depository Banks (AGDB)		0.00	3,035,187.25	0.00	0.00	0.00	3,035,187.25	0.00	3,035,187.25	3,035,187.25	3,035,187.25	0 %	
Due to NGAs		0.00	2,878,187.25	0.00	0.00	0.00	2,878,187.25	0.00	2,878,187.25	2,878,187.25	2,878,187.25	0 %	
Other Payable		0.00	157,000.00	0.00	0.00	0.00	157,000.00	0.00	157,000.00	157,000.00	157,000.00	0 %	
TOTAL		0.00	3,041,987.25	0.00	0.00	0.00	3,041,987.25	6,800.00	3,035,187.25	3,041,987.25	3,041,987.25	0 %	

Certified Correct:

 MARICEL P. DACUITAL
 OIC, Accounting
 Date: April 5, 2023

Recommending Approval:

 KARLEEN R. DESTURA
 OIC, Finance & Admin/ Budget
 Date: April 5, 2023

Approved By:

 DR. HANNIBAL M. CHAVEZ
 Regional Director
 Date: April 5, 2023

